


**MAYES EMERGENCY SERVICES TRUST
AUTHORITY**



June 12, 2018

**Administration Building
4144 Redden
Pryor, OK 74361**





4144 Redden Street

(918) 825-6825

Pryor, OK 74361

Fax: (918) 825-6234

NOTICE

Pursuant to, and in accordance with Oklahoma Statutes Title 25, Section 311, notice is hereby given of the regularly scheduled meeting of the Mayes Emergency Services Trust Authority at 5:00PM June 12th, 2018 at the MESTA Main Station #1, 4144 Redden Street, Pryor, Oklahoma.

AGENDA

1. Call to order.
2. Consent agenda
 - a. Regular Board Meeting Minutes of May 8th, 2018
 - b. Financial Statement of May 2018
 - c. Claims for payment
 - d. Request for Blanket purchase orders
 - e. Transfer of funds necessary to cover expense
 - f. Attorneys report
 - g. Directors report

Regular Agenda

3. Discussion and possible Board action on MESTA employee health insurance benefits to include potential provider changes.
4. Discussion and possible Board action on the purchase of items offered by J&W Mechanical for ambulance repair less than \$10,000.
5. Discussion and possible Board action on approving Aladtec services, invoice #2018-11216, for \$2,909.00 for time clock and scheduling software for periods 7-15-2018 through 7-14-2019.
6. New Business: Consideration and possible Board action with respect to any other matters not known about or which could not have been reasonably foreseen prior to posting the agenda.
7. Citizens input, open to all Citizens limited to 2 minutes per individual.
8. Adjournment.

Posted June 8th, 2018



Steve Van Horn
Director of MESTA

MESTA

Compiled
Financial Statements

For the period ended
05/31/18

Johnny R. Ragsdale CPA, PLLC
108 N Adair St
Pryor, OK 74361-2412
918-825-6441/918-825-6443
Member of AICPA & OSCP

Johnny R. Ragsdale CPA, PLLC
108 N Adair St
Pryor, OK 74361-2412
918-825-6441

05/31/18

MESTA
108 N Adair
Pryor, OK 74361

Management is responsible for the accompanying financial statements of MESTA, which comprise of the statement of assets, liabilities, and equity-tax basis as of May 31, 2018, and the related statements of revenues and expenses-tax basis for the month ending May 31, 2018, as well as the 1 Month then ended in accordance with the tax basis of accounting, and for determining that the tax basis of accounting is an acceptable financial reporting framework. We have performed a compilation engagement in accordance with Statements on Standards for Accounting and Review Services promulgated by the Accounting and Review Services Committee of the AICPA. We have not audited or reviewed the accompanying financial statements nor were we required to perform any procedures to verify the accuracy or completeness of the information provided by management. Accordingly, we do not express an opinion, a conclusion, nor provide any form of assurance on these financial statements.

The financial statements are prepared on a tax basis of accounting, which is a basis of accounting other than accounting principles generally accepted in the United States of America.

Management has elected to omit substantially all of the disclosures ordinarily included in financial statements prepared on the tax basis of accounting. If the omitted disclosures were included in the financial statement, they might influence the user's conclusions about the company's assets, liabilities, equity, revenues and expenses. Accordingly, these financial statements are not designed for those who are not informed about such matters.

Johnny R. Ragsdale CPA, PLLC



June 12, 2018

MESTA
Statement of Assets, Liabilities, and Net Worth
As of May 31, 2018

Assets

Current Assets

Petty Cash	\$	500.00
Yorktown-Checking		61,061.00
RCB-Payroll		67,616.12
BOC-Sales Tax Acct		112,371.66
RCB Bank Depository		414,360.44
RCB-Condolence Fund		1,935.36
CD-VNB 5934		140,960.57
CD-VNB 3228		63,996.35
Prepaid Insurance		27,276.51
Fuel Inventory		<u>31,193.11</u>

Total Current Assets 921,271.12

Property and Equipment

Land	15,000.00
Buildings	438,625.26
Equipment	109,455.34
Medical Equipment	678,892.48
Vehicles	1,504,569.71
Service Animals	12,500.00
Communications Equipment	171,234.95
Sta. 1 Pryor-Furn & Fixt	12,069.32
Sta. 2 Grannies-Furn & Fixt	7,874.77
Sta. 3 L.Grove-Furn & Fixt	1,776.65
Sta 5 Langley-Furn & Fixt	2,993.63
Less Accumulated Depreciation	<u>(1,908,235.82)</u>

Net Property and Equipment 1,046,756.29

Total Assets \$ 1,968,027.41

MESTA
Statement of Assets, Liabilities, and Net Worth
As of May 31, 2018

Liabilities and Net Worth

Current Liabilities	
Accounts Payable	\$ 56,217.08
Retirement Payable	20,334.30
Unemployment Taxes Payable	<u>138.96</u>
Total Current Liabilities	<u>76,690.34</u>
Long-Term Liabilities	
Total Long-Term Liabilities	<u>0.00</u>
Total Liabilities	<u>76,690.34</u>
Net Worth	
Beginning Net Worth	1,890,710.08
Current Year Income	<u>626.99</u>
Net Worth	<u>1,891,337.07</u>
Total Liabilities and Net Worth	<u>\$ 1,968,027.41</u>

MESTA
Statement of Revenues and Expenditures
Actual vs. Budget

	1 Month Ended May 31, 2018	1 Month Ended May 31, 2018	Over/ (Under) Budget	5 Months Ended May 31, 2018	5 Months Ended May 31, 2018	Over/ (Under) Budget
	Actual	Budget		Actual	Budget	
Revenue						
Sales Tax Revenue	73,815.01	81,666.67	(7,851.66)	395,703.58	408,333.35	(12,629.77)
Insurance Collections	188,374.99	170,000.00	18,374.99	838,385.49	850,000.00	(11,614.51)
Stand-By Fees	1,275.00	0.00	1,275.00	2,700.00	0.00	2,700.00
Reimbursements (Overpmts)	(125.56)	0.00	(125.56)	(2,060.36)	0.00	(2,060.36)
Total Revenue	<u>263,339.44</u>	<u>251,666.67</u>	<u>11,672.77</u>	<u>1,234,728.71</u>	<u>1,258,333.35</u>	<u>(23,604.64)</u>
Gross Profit	<u>263,339.44</u>	<u>251,666.67</u>	<u>11,672.77</u>	<u>1,234,728.71</u>	<u>1,258,333.35</u>	<u>(23,604.64)</u>
Expenditures						
Personnel	229,307.26	183,895.84	45,411.42	861,882.91	919,479.20	(57,596.29)
Outside Billing	6,148.97	10,000.00	(3,851.03)	47,379.97	50,000.00	(2,620.03)
Dispatch	466.89	1,250.00	(783.11)	988.89	6,250.00	(5,261.11)
EMS Supplies	10,489.14	9,166.67	1,322.47	32,249.61	45,833.35	(13,583.74)
Supplies	10,749.02	5,000.00	5,749.02	40,058.58	25,000.00	15,058.58
Search and Rescue	20.84	62.50	(41.66)	336.64	312.50	24.14
Fuel	9,338.25	7,250.00	2,088.25	37,376.71	36,250.00	1,126.71
Vehicle Repairs	16,170.63	13,750.00	2,420.63	75,992.83	68,750.00	7,242.83
Rent/Lease	0.00	666.67	(666.67)	2,102.93	3,333.35	(1,230.42)
Utilities	2,952.87	2,333.33	619.54	15,327.31	11,666.65	3,660.66
Telephone	1,122.17	1,083.33	38.84	5,370.24	5,416.65	(46.41)
Biohazard Waste	64.00	83.33	(19.33)	390.00	416.65	(26.65)
Repairs and Maintenance	2,024.29	2,833.33	(809.04)	6,770.36	14,166.65	(7,396.29)
Legal and Professional	4,971.86	5,291.67	(319.81)	22,009.88	26,458.35	(4,448.47)
Miscellaneous	545.87	250.00	295.87	4,108.86	1,250.00	2,858.86
Insurance	14,976.75	15,416.67	(439.92)	82,912.75	77,083.35	5,829.40
Cable	443.90	458.33	(14.43)	1,358.33	2,291.65	(933.32)
Travel/Mileage	180.00	220.00	(40.00)	920.00	1,100.00	(180.00)
Advertising	0.00	41.67	(41.67)	6.25	208.35	(202.10)
Uniforms	457.89	0.00	457.89	2,918.59	0.00	2,918.59
Total Expenditures	<u>310,430.60</u>	<u>259,053.34</u>	<u>51,377.26</u>	<u>1,240,461.64</u>	<u>1,295,266.70</u>	<u>(54,805.06)</u>
Operating Income (Loss)	<u>(47,091.16)</u>	<u>(7,386.67)</u>	<u>(39,704.49)</u>	<u>(5,732.93)</u>	<u>(36,933.35)</u>	<u>31,200.42</u>
Other Income (Expenses)						
Interest Income	104.20	125.00	(20.80)	464.40	625.00	(160.60)
Misc Income	1,384.18	5,000.00	(3,615.82)	5,405.52	25,000.00	(19,594.48)
Condolence Income	80.00	0.00	80.00	490.00	0.00	490.00
Total Other Income (Expenses)	<u>1,568.38</u>	<u>5,125.00</u>	<u>(3,556.62)</u>	<u>6,359.92</u>	<u>25,625.00</u>	<u>(19,265.08)</u>
Excess Revenues Over Expenditures	<u>(45,522.78)</u>	<u>(2,261.67)</u>	<u>(43,261.11)</u>	<u>626.99</u>	<u>(11,308.35)</u>	<u>11,935.34</u>
Excess Revenues Over Expenditures	<u>\$ (45,522.78)</u>	<u>\$ (2,261.67)</u>	<u>(43,261.11)</u>	<u>\$ 626.99</u>	<u>\$ (11,308.35)</u>	<u>11,935.34</u>

MESTA
Bank Account Register

CASH IN BANK-CNB-CHECKING

June 1, 2018 - June 12, 2018

Date	Reference	Payee ID	Description	Checks/ Payments	Deposits/ Additions	Balance
			Beginning Balance			61,061.00
06/01/18	53222	P0004	MESTA	494.95		60,566.05
06/06/18	53223	A0003	AIRGAS	2,621.69		57,944.36
06/06/18	53224	A0030	ARROW INTERNATIONAL INC	650.00		57,294.36
06/06/18	53225	AT&T LAND	AT&T LAND	208.00		57,086.36
06/06/18	53226	AT&T LD	AT&T LD	51.58		57,034.78
06/06/18	53227	A0146	AT&T MOBILITY	539.29		56,495.49
06/06/18	53228	B0035	BEGGS PHARMACY	85.99		56,409.50
06/06/18	53229	BONEY	BONEY'S DIESEL AND AUTO	15,420.66		40,988.84
06/06/18	53230	B0070	BOUND TREE CORP.	5,651.28		35,337.56
06/06/18	53231	BRENTC	BRENT CRITTENDEN	20.00		35,317.56
06/06/18	53232	C0000	CULLIGAN OF TULSA	229.40		35,088.16
06/06/18	53233	D0065	DOLLAR GENERAL STORES	281.06		34,807.10
06/06/18	53234	D0066	DON BERGER	20.00		34,787.10
06/06/18	53235	E0100	EVERDIXIE USA EMS SUPPLY	462.74		34,324.36
06/06/18	53236	F0005	FASTENAL	424.34		33,900.02
06/06/18	53237	F0060	FUELMAN OF OKLAHOMA (261)	9,338.25		24,561.77
06/06/18	53238	G0020	GALL'S	329.94		24,231.83
06/06/18	53239	G0025	GCR TIRES & SERVICES	628.16		23,603.67
06/06/18	53240	O0090	OKLA TRANS AUTH - PIKEPASS	245.92		23,357.75
06/06/18	53241	G0022	GRAINGER	662.30		22,695.45
06/06/18	53242	D0085	HARRIET DUNHAM	20.00		22,675.45
06/06/18	53243	H0033	HENERY SCHEIN	3,320.89		19,354.56
06/06/18	53244	H0087	HUBER\$ ASSOCIATES INC	68.00		19,286.56
06/06/18	53245	INTERMEDIX	INTERMEDIX TECHNOLOGIES, INC	5,898.97		13,387.59
06/06/18	53246	M0198	JACK MORGAN DO PC	1,000.00		12,387.59
06/06/18	53247		JIM COLEMAN LTD.	284.95		12,102.64
06/06/18	53248	B0075	JOE BROWN	20.00		12,082.64
06/06/18	53249	R0035	KRIS RAMSEY	250.00		11,832.64
06/06/18	53250	L0015	LARRY WILLIAMS	20.00		11,812.64
06/06/18	53251	B0045	BLANKENSHIP, LEON	20.00		11,792.64
06/06/18	53252	L0045	LOCKE SUPPLY	17.05		11,775.59
06/06/18	53253	LOCUST GROV	LOCUST GROVE PWA	14.25		11,761.34
06/06/18	53254		LONG'S SERVICES	670.00		11,091.34
06/06/18	53255	M008	MAYES CO RWD5	23.52		11,067.82
06/06/18	53256	M0000	MEDICAL WASTE SERVICES	64.00		11,003.82
06/06/18	53257	M0014	MED-TECH	318.24		10,685.58
06/06/18	53258	M0093	METRO WASTE	22.00		10,663.58
06/06/18	53259	N0050	NORTHEAST OKLAHOMA ELECTRIC	596.00		10,067.58
06/06/18	53260	O0056	OKLAHOMA ORDNANCE WORKS AUTHORITY	183.17		9,884.41
06/06/18	53261	O0110	CIGNA HEALTH	104.71		9,779.70
06/06/18	53262	O0110	RESERVE NATIONS INS. CO.	20.85		9,758.85
06/06/18	53263	T0049	PARKER, TOMMY M.	20.00		9,738.85
06/06/18	53264	P0098	PROFESSIONAL PEST CONTROL INC	275.00		9,463.85
06/06/18	53265	P0140	PRYOR LUMBER	175.94		9,287.91
06/06/18	53266	PRYOR WASTE	PRYOR WASTE & RECYCLING LLC	73.00		9,214.91
06/06/18	53267	S0020	SALINA-SPAVINAW PHONE COMPANY	115.62		9,099.29
06/06/18	53268	S0015	Sherman Weaver	20.00		9,079.29
06/06/18	53269	H0020	STEVE HALL	20.00		9,059.29
06/06/18	53270	T0045	THE JUNCTION INTERNET LLE	189.90		8,869.39
06/06/18	53271	P001	TRENT PEPER	20.00		8,849.39
06/06/18	53272	T0104	TULSA CONNECT	10.00		8,839.39
06/06/18	53273	W0025	WALKERS HARDWARE & LUMBER	21.35		8,818.04
06/11/18	53274	G0017	GRDA	952.26		7,865.78
06/11/18	53275	H0087	HUBER & ASSOCIATES INC	169.00		7,696.78
06/11/18	53276	O0094	RIGGS,ABNEY,NEAL,TURPEN,	3,021.86		4,674.92

MESTA
Bank Account Register
CASH IN BANK-CNB-CHECKING
June 1, 2018 - June 12, 2018

Date	Reference	Payee ID	Description	Checks/ Payments	Deposits/ Additions	Balance	
				Totals	<u>56,386.08</u>	<u>0.00</u>	<u>4,674.92</u>

Transaction count = 55

June 12, 2018

BOARD MEETING DAY:

Checks should be written for the following and deposited into the Yorktown Bank:

Accounts Payable	BOC	57,000.00
Payroll Taxes 06/27/18	BOC	15,000.00
Payroll Taxes 07/09/18	BOC	15,000.00
Total to be Transferred		<u>87,000.00</u>

Checks should be written for the following and deposited into the RCB Payroll account:

Payroll 06/27/18	RCB	40,000.00
Payroll 07/09/18, OPERS, Health	RCB	80,000.00
Total to be Transferred		<u>120,000.00</u>

ADDITION TO THE MONTHLY STATEMENTS

TRANSFER TO THE YORKTOWN BANK (CHECKING ACCOUNT)

Accounts Payable	56217.08
Payroll Taxes 06/27/18	15,000.00
Payroll Taxes 0709/18	15,000.00
Total	<u>86217.08</u>

TRANSFER TO THE RCB BANK (PAYROLL ACCOUNT)

Payroll Dates 06/27/18	40,000.00
Payroll Dated 07/09/18	40,000.00
OPERS	15,000.00
Health Insurance	25,000.00
Total	<u>120,000.00</u>

CHECKING ACCOUNT-YORKTOWN BANK (0%)

Balance at May 31, 2018	61,061.00
Payroll Deposit 06/13/18	15,000.00
Payroll Taxes 06/13/18	<u>(13,956.27)</u>
Balance at June 12, 2018	<u>62,104.73</u>

RCB-PAYROLL ACCOUNT (0%)

Balance at May 31, 2018	67,616.12
Payroll Deposit 06/13/18	45,000.00
Payroll 06/13/18	<u>(46,901.48)</u>
Balance at June 12, 2018	<u>65,714.64</u>

ADAIR-BANK OF COMMERCE-SALES TAX DEPOSIT (0.15%)

Balance at May 31, 2018	112,371.66
Payroll Deposit 06/13/18	<u>(15,000.00)</u>
Balance of June 12, 2018	<u>97,371.66</u>

RCB-OTHER-DEPOSITORY (0.245%)

Balance at May 31, 2018	414,360.44
Deposits thru 06/12/18	48,272.75
Payroll Deposit 06/13/18	<u>(45,000.00)</u>
Balance at June 12, 2018	<u>417,633.19</u>

VALLEY NATIONAL BANK-CD (0.8%)

Balance at May 31, 2018	<u>140,961.00</u>
-------------------------	-------------------

VALLEY NATIONAL BANK-CD (0.7%)

Balance at May 31, 2018	<u>63,996.00</u>
-------------------------	------------------

RCB CONDOLENCE FUND

Balance at May 31, 2018	<u>1,935.36</u>
-------------------------	-----------------

DIRECTOR'S MONTHLY REPORT

FINANCIAL: (CONT)

TAX COLLECTIONS:

YEAR	2018	2017	2016	2015	2014
JAN.	80,932.87	82,385.87	83,816.85	105,934.46	80,171.55
FEB.	82,093.18	85,779.26	86,752.29	107,038.70	85,162.12
MARCH	79,899.67	72,977.34	73,724.13	95,229.66	77,082.10
APRIL	78,962.85	77,973.50	81,083.34	93,533.67	82,114.58
MAY	91,724.66	81,717.57	81,884.88	92,411.39	83,194.23
JUNE		71,738.50	80,490.82	85,150.62	90,277.77
JULY		89,311.09	90,621.89	93,849.16	96,471.74
AUG.		84,474.38	88,345.45	98,197.23	91,111.77
SEPT.		79,979.27	84,408.16	98,045.34	99,610.30
OCT.		75,083.33	83,164.94	90,564.13	97,495.96
NOV.		84,343.70	84,743.17	82,856.57	106,028.76
DEC.		78,991.29	82,608.07	84,312.78	96,397.53
TOTAL	\$ 413,613.23	\$ 964,755.10	\$ 1,001,643.99	\$ 1,127,123.71	\$ 1,085,118.41
AVER.	\$ 82,722.65	\$ 80,396.26	\$ 83,470.33	\$ 93,926.98	\$ 90,426.53

DIRECTORS REPORT

YEAR	Runs 2018	Billed 2018	Runs 2017	Billed 2017	Runs 2016	Billed 2016	Runs 2015	Billed 2015	Runs 2014	Billed 2014
JAN.	496	347	459	344	399	262	472	347	447	342
FEB.	440	320	364	274	383	290	396	292	430	293
MARCH	525	363	500	352	449	309	462	315	442	322
APRIL	451	319	423	315	480	325	442	302	445	314
MAY	502	341	520	367	542	375	445	311	483	325
JUNE			490	330	542	387	470	336	444	319
JULY			528	349	462	297	515	353	533	358
AUG.			504	333	507	377	508	375	512	354
SEPT.			418	285	435	311	474	327	415	314
OCT.			476	319	433	306	428	303	447	326
NOV.			463	340	403	279	394	272	385	271
DEC.			466	322	448	303	471	327	444	305
TOTAL	2414	1690	5611	3930	5483	3821	5477	3860	5427	3843
AVER.	482.8	338	467.583	327.50	456.917	318.42	456.4	321.667	452.3	320.25
Transports		70.01%		70.04%		69.69%		70.48%		70.81%

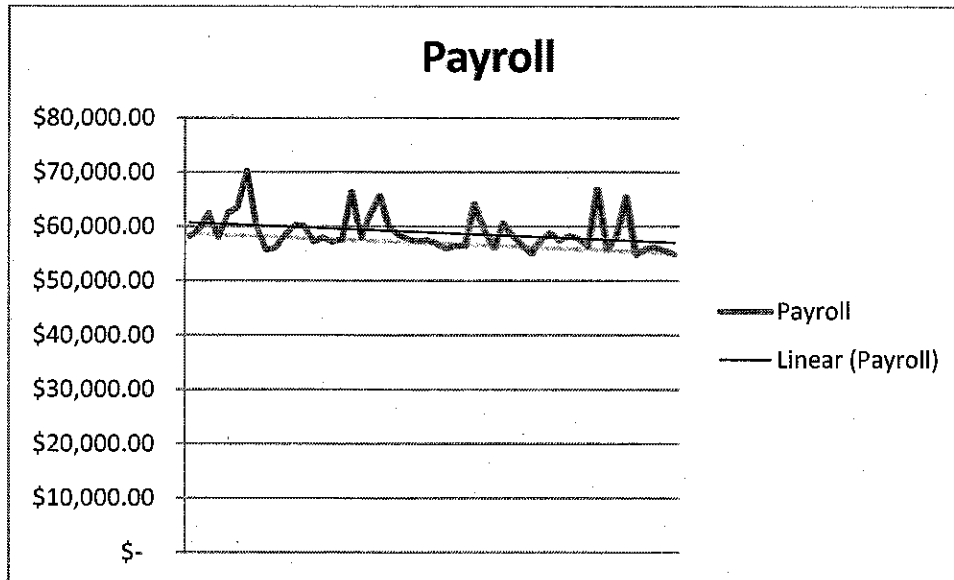
DIRECTOR'S MONTHLY REPORT

FINANCIAL:

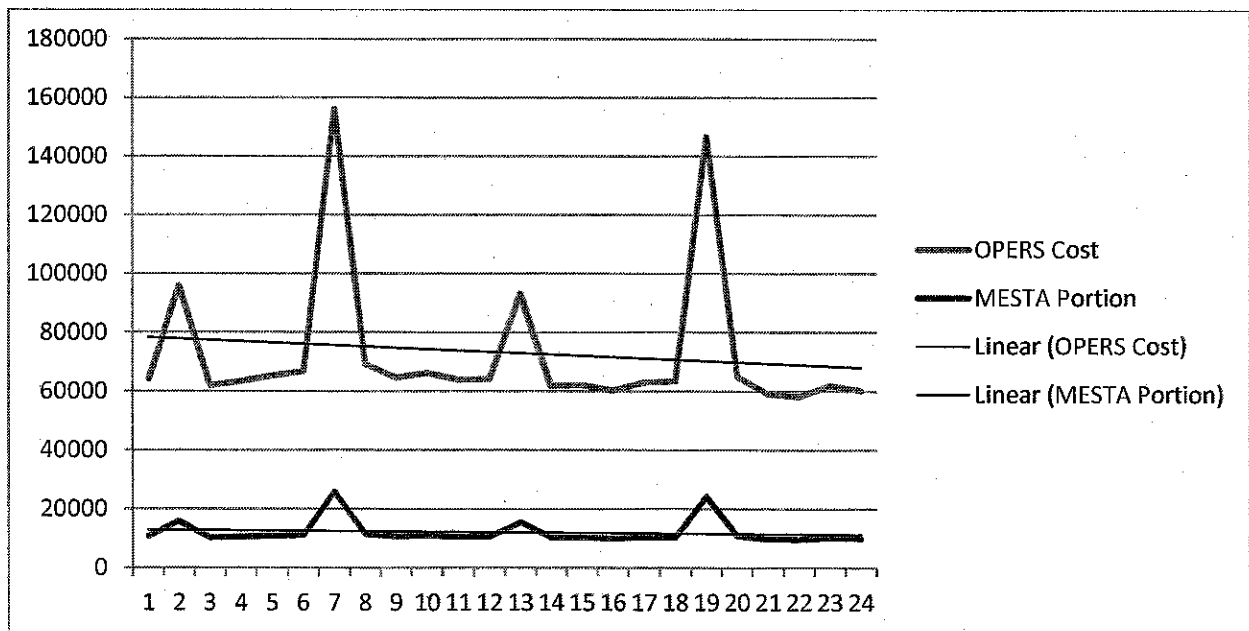
INTERMEDIX INSURANCE COLLECTIONS:

YEAR	2018	2017	2016	2015	2014
JAN.	139,196.28	169,990.40	138,727.70	162,487.76	188,210.63
FEB.	134,846.56	137,058.60	189,545.27	185,734.40	202,063.61
MARCH	194,790.06	147,702.46	178,796.75	164,732.40	163,331.13
APRIL	178,190.47	163,049.78	144,760.56	161,822.19	242,921.62
MAY	188,374.99	214,652.64	163,443.83	169,622.43	158,113.26
JUNE		252,012.71	169,951.75	173,536.25	166,432.75
JULY		163,707.43	156,427.00	148,278.48	188,859.60
AUG.		199,156.28	179,499.07	156,817.48	170,877.87
SEPT.		147,970.88	170,419.11	192,972.96	177,213.45
OCT.		193,072.16	166,221.91	160,762.02	160,621.90
NOV.		170,945.49	150,185.36	154,534.78	138,121.79
DEC.		142,782.89	175,418.55	154,042.33	154,964.22
TOTAL		\$ 2,102,101.72	\$ 1,983,396.86	\$ 1,985,343.48	\$ 2,111,731.83
AVER.	\$ 167,079.67	\$ 175,175.14	\$ 165,283.07	\$ 165,445.29	\$ 175,977.65

MESTA payroll from April 2016 thru Mar 2018 without 'Bonus'


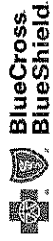


OPERS payroll and associated MESTA portion including 'Bonus'





Integrated Insurance Services
MESTA
 2018 Employee Benefit Proposal



Carrier Name	CommunityCare	BlueCross & BlueShield	United HealthCare
Plan Name	Platinum 3 Standard	P710PFR	OK012/AVLM
Metallic Level	Platinum	Platinum	Platinum
Policy Type	HMO	PPO	PPO
Network	Standard	Blue Preferred	Choice Plus
Deductible - Individual / Family	\$750 / \$1,500	\$500 / \$1,500	\$250 / \$750
Coinsurance - Plan / Patient	80% / 20%	80% / 20%	No Coinsurance
Out of Pocket Max - Individual / Family	\$1,500 / \$3,000	\$1,250 / \$3,750	\$1,750 / \$5,250
Physician Services			
Office Visit - PCP / Specialist	\$15 / \$20	\$25 / \$45	\$20 / \$40 PCP visit under age 19- \$0
Diagnostic Tests (X-ray, lab, etc.)	20%	Deductible + 20%	\$40 Copay
Advanced Imaging (MRI, CT Scan, etc.)	\$100 / Visit	Deductible + 20%	\$400 Copay
Hospital Services			
Outpatient Surgery	No Charge	\$100/Visit + 20%	\$0 after deductible
Emergency Room Visit	\$100 / Visit	\$300/Visit + 20%	\$300 Copay
Urgent Care	\$50 Copay	Deductible + 20%	\$50 Copay
Inpatient Hospital	\$200 / Day not to exceed \$600	\$150/Visit + 20%	\$0 after deductible
Mental Health & Substance Abuse			
Inpatient Services	\$200 / Day not to exceed \$600	\$150/Visit + 20%	\$0 after deductible
Outpatient Office Visit	\$15 Copay	\$25 Copay	\$20 Copay
Other Outpatient Services	Included in Copay	Included in Copay	\$0 after deductible
Prescription Drugs			
Preferred Generics	\$15 or \$20 / \$70 or \$90	\$10 / \$20	\$10
Preferred Brand Name	\$40 or \$50 / \$70 or \$90	\$20 / \$50	\$35
Non Preferred Brand Name	\$160 or \$200	\$100 / \$120	\$60
Specialty	2 x Preferred Copay - Spec \$160	\$150	\$300
Census	Current Rates	Proposed Rates	Proposed Rates
Employee Only	\$ 6,624.80	\$ 7,495.15	\$ 8,210.93
Employee + Spouse	\$ 1,019.19	\$ 1,153.09	\$ 1,263.22
Employee + Child(ren)	\$ 5,095.95	\$ 5,765.45	\$ 6,316.10
Employee + Family	\$ 13,759.02	\$ 15,566.76	\$ 17,053.47
Total Enrolled			
Current Monthly Premium Total	\$ 26,498.96	\$ 29,980.45	\$ 32,843.72
Current Annual Premium Total	\$ 317,987.52	\$ 359,765.40	\$ 394,124.64
Renewal Monthly Premium Total	\$ 35,085.59		
Renewal Annual Total	\$ 421,027.08		
Increase over Current	Current	13%	24%
Increase over Renewal	32%	-15%	-6%

The above information is intended as a summary only. It does not include all of the benefit provisions, limitations and qualifications. If this information conflicts in any way with the contract, the contract will prevail. All composite rates are preliminary until a final enrolled census is submitted.

J&W MECHANICAL

INVENTORY PARTS FOR MESTA'S AMBULANCE UNITS AND GENSETS

PART DISCRPTION	PART NO#	QTY	PRICE EACH	TOTAL
4" ROUND 21 LED STOP / TURN / TAIL	STL 55RBP	1	17.50	17.50
4" ROUND 10 LED SEALED BACKUP	BULLCBP	1	9.99	9.99
AIR DUMP VALVE	707413-01	4	141.83	567.32
AIR FILTER	2517298C1	1	106.11	106.11
AIR FILTER	RS4636	2	60.64	121.28
AIR FITTING	G31100-0806	1	16.87	16.87
AIR FITTING		2	5.59	11.18
AIR FITTING	G31100-0402	1	5.59	5.59
AIR PRESSURE SENSOR		1		0.00
BACK UP ALARM	97DD12-48V	2	38.99	77.98
BEARING	63032RS11RC3	2	13.90	27.80
BEARING FOR FAN CLUTCH PULLEY	2RSJEM	2		0.00
BELT FLEETRITE	2513522C1	1	49.49	49.49
BELT FLEETRITE	1842457C1	1	53.10	53.10
BELT DRIVE	0511-0235	1	13.26	13.26
BELT MICRO V	K060380	1	22.34	22.34
BEZEL	360558C2	1		0.00
BLOCK TERMIAL	0332-3408	2	23.20	46.40
BLOCK TERMIAL	0332-3531-04	1	24.57	24.57
BOLT		1	7.19	7.19
BRACKET - REG	0305-0998-02	4	21.20	84.80
BRAKE CONPONET GOVERNOR VALVE	AV275491 PRIMA	4	9.99	39.96
BULB -CLEAR 25W-130V	1003B	1	5.45	5.45
BUSHING	3574678C1	1		0.00
CABIN AIR FILTER	PA4985	4	19.25	77.00
CARRIER ASSY	0150-2643	1	48.50	48.50
CIRCUIT BREAKER	0320-2439-01	3	59.70	179.10
CONTROL	A042X089	1	308.15	308.15

COUPLER DRIVE	512-0217	1	55.12	55.12
DAMAR JC 20 WATT 12VOLT	1801319769 (1829A)	10	0.50	5.00
DETENT RUBBER BLK MOLDED	2592963C1	11	34.54	379.94
DOOR LATCH / GENERATOR		1		0.00
ELBOW	3626024C2	1		0.00
EXHAUST FLEX PIPE GENERATOR		1	23.47	23.47
FLIP OUT ARM LH KIT	2507655C91	3	48.39	145.17
FLIP OUT ARM RH KIT	2507656C91	3	48.35	145.05
FUEL FILTER	PF7978	6	54.38	326.28
FUEL LINE	0501-0804	1	11.20	11.20
GASKET	2593986C1	1	14.95	14.95
GASKET	2593998C1	1	18.68	18.68
GASKET EXHAUST	A028X874	3	8.42	25.26
GASKET EXHAUST	0154-2800	2	4.37	8.74
GASKET THERMOSTAT	0185-2238	1	4.64	4.64
HARNESS	1885394C1	1		0.00
HOSE - COOLANT (ENGINE IN)	0503-2312	3	136.53	409.59
HUB CAP (1608)	4CAZ-1131-B	2	25.16	50.32
INDIATOR LIGHT	79750LW	1	7.00	7.00
INLET SHORE POWER HBL 30AMP 125 V		2	0.00	0.00
LAMP	2506796C1	4	10.99	43.96
LATCH	A030D599	2		0.00
LATCH - HOOD		2		0.00
LEN COVER /OVERHEAD CONSOLE		4		0.00
LIGHT	35001Y	1		0.00
LIGHT	3626066C1	3	63.83	191.49
INLET LOCKING FLANGED	2615 LEVITON	2	43.06	86.12
LUG NUT COVERS		13		0.00
MEGA FUSE 150 WATT 1504		2	6.49	12.98
MOUNT COVER VERTICAL	ARROW HART	1		0.00
OIL FILTER	845BD7250	6	37.98	227.88
OIL FILTER ONAN	0187-1000	1	10.25	10.25
PLUG -- GLOW PLUG	0185-5421	2		0.00
PLUG OIL , PAN , PLUG KIT	1871904C91	2	36.58	73.16
POWER SOLENOID	1-38P922	1		0.00

PUMP - WATER	0132-0492	1	210.57	210.57
RADIO PANASONIC	CQCX160U4A	1	136.24	136.24
RELAY	35-9350C1	2		0.00
REMOTE PANEL	0300-4943	4		0.00
RETAINER	2512353C1	5	12.35	61.75
ROADMASTER CLEARANCE MARKER LIGHT	1827	35	8.40	294.00
ROCKER SWITCH	0308-1038	5	41.57	207.85
ROLL SURE TAPE	AF100	1		0.00
ROTOR FUEL ACTUATOR		1		0.00
ROTOR GOV	ANL1260013	1		0.00
SEAT	2505895C92	1	246.06	246.06
SENSOR	1830669C92	1	239.68	239.68
SENSOR	1839415C91	1	196.56	196.56
SENSOR FREON	3622764C3	1	158.35	158.35
SHOE AND LINING KIT	2605826C91	1	154.80	154.80
SPLASH SHIELD	4C4Z-2K004-AA	1		0.00
SWITCH	3563075C1	1	35.44	35.44
SWITCH KIT	29540479	1	154.75	154.75
TOWING HOOK 2 HOLE		3		0.00
TOWING HOOK 4 HOLE		1		0.00
TUNGSTER HALLOGEN LAMP 120V	J118	1	7.15	7.15
VACUUM SWITCH		2		0.00
VAL VE KIT	4C4Z-2A131-B	1		0.00
VALVE	3611896C1	1	140.56	140.56
VOLTAGE REGULATOR	0305-1006	1		0.00

6,440.94

